

## LIKE-SIGN DILEPTON SEARCH FOR CHARGINO-NEUTRALINO PRODUCTION AT CDF

MATTHEW WORCESTER, JANE NACHTMAN, DAVID SALTZBERG  
*Department of Physics and Astronomy, University of California, Los Angeles  
405 Hilgard Avenue, Los Angeles, CA 90095-1547, USA*

*for the CDF Collaboration*

We present new results from the like-sign dilepton search for chargino-neutralino ( $\tilde{\chi}_1^\pm \tilde{\chi}_2^0$ ) production in  $p\bar{p}$  collisions at  $\sqrt{s} = 1.8$  TeV, which complements the previously published trilepton search with the CDF detector using Fermilab Run IB data. Monte Carlo calculations of signal efficiency and backgrounds, as well as estimates of certain backgrounds taken from Run IB data, indicate a significant increase in sensitivity to  $\tilde{\chi}_1^\pm \tilde{\chi}_2^0$  production compared to the traditional trilepton analysis alone.

### 1. Introduction

Previous searches for  $\tilde{\chi}_1^\pm \tilde{\chi}_2^0$  production at the Tevatron have focused primarily on signatures with three charged leptons (trileptons) plus missing transverse energy ( $\cancel{E}_T$ ).<sup>1</sup> In the Minimal Supersymmetric (SUSY) Standard Model,  $\tilde{\chi}_1^\pm \tilde{\chi}_2^0$  production occurs in proton-antiproton ( $p\bar{p}$ ) collisions via a virtual W (s-channel) or a virtual squark (t-channel). In a representative minimal Supergravity model (parameters:  $\mu < 0$ ,  $\tan \beta = 2$ ,  $A_0 = 0$ ,  $m_0 = 200$  GeV/ $c^2$ ,  $m_{1/2} = 90$ -140 GeV/ $c^2$ ), we expect three-body chargino and neutralino decays through virtual bosons and sleptons in a chargino mass region of 80-130 GeV/ $c^2$ . For conserved R-parity, these decays produce a distinct signature: trileptons plus  $\cancel{E}_T$  from a neutrino and the lightest supersymmetric particle. We demonstrate that the sensitivity to this signature can be significantly increased by searching for events with two like-sign leptons. The like-sign dilepton (LSD) search provides a strong rejection of Standard Model background through the like-sign requirement, and enhances the acceptance of the signal by requiring only two of the three leptons produced in the  $\tilde{\chi}_1^\pm \tilde{\chi}_2^0$  decay.

### 2. Like-Sign Dilepton Analysis

The LSD analysis is described in detail elsewhere.<sup>2</sup> Here we focus on estimating the important LSD background from “fake” leptons.

The largest source of non-SUSY background estimated from data is events with one true lepton, such as  $W \rightarrow \ell\nu + \text{jets}$ , and a “fake” lepton, *i.e.* an isolated track misidentified as a lepton. This fake lepton, in combination with the true lepton from the W decay, can be selected as a signal event in this analysis. To estimate this background, we create both minimum bias and jet control samples with 20 and

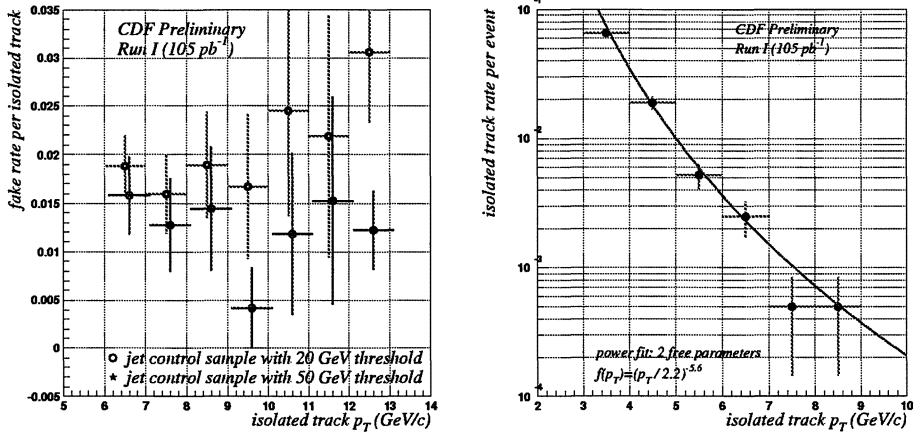


Fig. 1. *Left:* Fake rate per isolated track as a function of isolated track  $p_T$ . *Right:* Isolated track rate per event as a function of isolated track  $p_T$ . Errors shown are statistical.

50 GeV thresholds with  $W/Z$  contamination removed, and select tracks which pass our lepton ID requirements. The tracks which pass the lepton ID cuts yield the probability of an isolated track to be misidentified as a lepton, or “fake rate” per isolated track: 1.5%, independent of track  $p_T$ , as shown in Figure 1. The uncertainty of this “fake rate” probability is a combination of statistical (due to few events in our samples at high  $p_T$ ) and systematic. The systematic error is taken to account for the possible difference between the 20 and 50 GeV jet samples, which are not expected to be identical, although both samples are consistent with 1.5% per track.

We next look at the underlying isolated tracks in  $Z \rightarrow \ell^+ \ell^-$  events, which we assume provide a model for  $W \rightarrow \ell \nu$  events. The isolated track rate per event is shown in Figure 1 as a function of isolated track  $p_T$ . We multiply the fake probability of 1.5% by the isolated track rate found in the  $Z \rightarrow \ell^+ \ell^-$  events, by the number of  $W \rightarrow \ell \nu + \text{jets}$  events expected,<sup>3</sup> and by a factor of 0.5 for the like-sign requirement. This number of expected “fake” events drops rapidly with an increasing minimum  $p_T$  requirement, as shown in Figure 2. Optimization of the number of expected background events as a function of the  $p_T$  requirement yields  $0.24 \pm 0.21$  events expected above  $p_T > 11$  GeV/ $c$  from  $W \rightarrow \ell \nu$  events in  $105 \text{ pb}^{-1}$  of data.

### 3. Results

Applying the analysis requirements and normalizing the luminosity to  $105 \text{ pb}^{-1}$ , the total expected LSD background is  $0.50^{+0.42}_{-0.32}$  events, as shown in Table 1. There is little background overlap of the trilepton and LSD analyses in the selected events based on Monte Carlo studies, so they add independently. For the trilepton analysis,

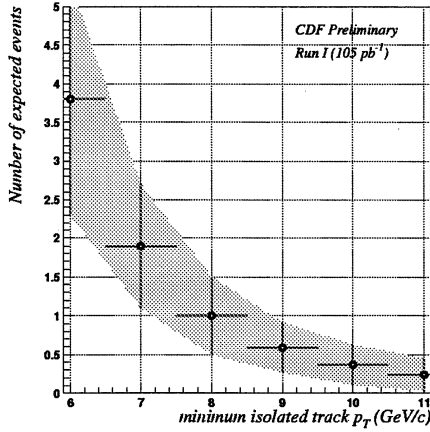


Fig. 2. Number of expected events from fakes as a function of minimum  $p_T$  cut. Errors shown are statistical and systematic.

the expected background for the same luminosity is  $1.2 \pm 0.2$  events.<sup>1</sup> The total expected background for the combined LSD and trilepton analyses is  $1.7^{+0.6}_{-0.5}$  events.

Table 1. Background estimates for the number of events expected in  $105 \text{ pb}^{-1}$  of data based on Monte Carlo (except for  $W + \text{jets}$  estimation). The MC errors are one-sigma statistical errors.

Process	Luminosity( $\text{pb}^{-1}$ )	Expected events
WZ	16,684	$0.11 \pm 0.02$
ZZ	13,992	$0.01 \pm 0.01$
WW	6,870	$0^{+0.02}_{-0}$
$t\bar{t}$	5,558	$0^{+0.02}_{-0}$
Drell-Yan( $\gamma^*/Z$ )	1,728	$0.11^{+0.10}_{-0.06}$
$b\bar{b}, c\bar{c}$	3,122	$0.03^{+0.04}_{-0.02}$
W + jets	(from data)	$0.24 \pm 0.21$
Total		$0.50^{+0.42}_{-0.32}$

Figure 3 shows the average expected limit normalized to  $100 \text{ pb}^{-1}$  for the trilepton, LSD, and combined analyses. These limits were calculated from the signal efficiencies given in Ref. 2 and from the expected number of background events in Table 1, taking into account the signal overlap between the trilepton and LSD analyses.

#### 4. Conclusion

Work to date indicates that a fully realized like-sign dilepton analysis will increase the sensitivity of searches for  $\tilde{\chi}_1^\pm \tilde{\chi}_2^0$  production with the CDF detector using existing data of  $p\bar{p}$  collisions at  $\sqrt{s} = 1.8 \text{ TeV}$ . It has been shown that the sensitivity of

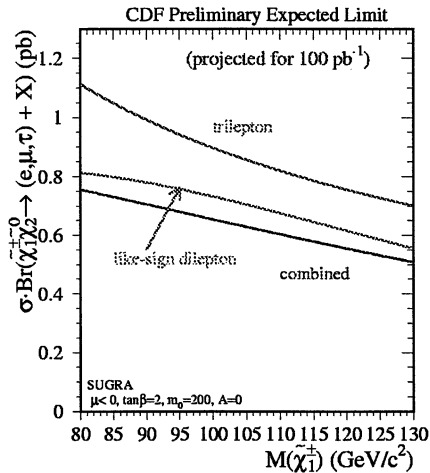


Fig. 3. Average expected limit on  $\sigma \cdot \mathcal{B}$  as a function of  $M_{\tilde{\chi}_1^\pm}$  for the LSD analysis, trilepton analysis, and the combination of both analyses.

the previously published trilepton analysis can be improved by combining it with this new LSD signature search. Significantly, because the LSD search has fewer requirements than the trilepton analysis, *e.g.* the trilepton analysis requires  $\cancel{E}_T > 15$  GeV whereas the LSD analysis has no  $\cancel{E}_T$  requirement, the like-sign dilepton channel is sensitive to a greater variety of signatures.

## References

1. F. Abe, *et al.*, "Search for Chargino-Neutralino Associated Production at the Fermilab Tevatron Collider," *Phys. Rev. Lett.* **80**, 5275 (1998); F. Abe, *et al.*, "Search for Chargino-Neutralino Production in  $p\bar{p}$  Collisions at  $\sqrt{s} = 1.8$  TeV," *Phys. Rev. Lett.* **76**, 438 (1996).
2. J. Nachtman, D. Saltzberg, and M. Worcester, "Study of a Like-Sign Dilepton Search for Chargino-Neutralino Production at CDF," *American Physical Society Div. Particles and Fields 1999 conf. proc.*, hep-ex/9902010 (1999).
3. F. Abe, *et al.*, "Measurement of the ratio  $\sigma\mathcal{B}(p\bar{p} \rightarrow W \rightarrow e\nu)/\sigma\mathcal{B}(p\bar{p} \rightarrow Z^0 \rightarrow ee)$  in  $p\bar{p}$  collisions at  $\sqrt{s} = 1800$  GeV," *Phys. Rev. D* **52**, 2624 (1995).