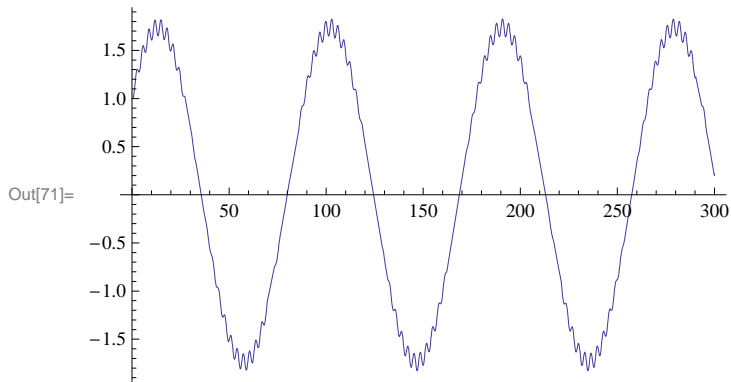
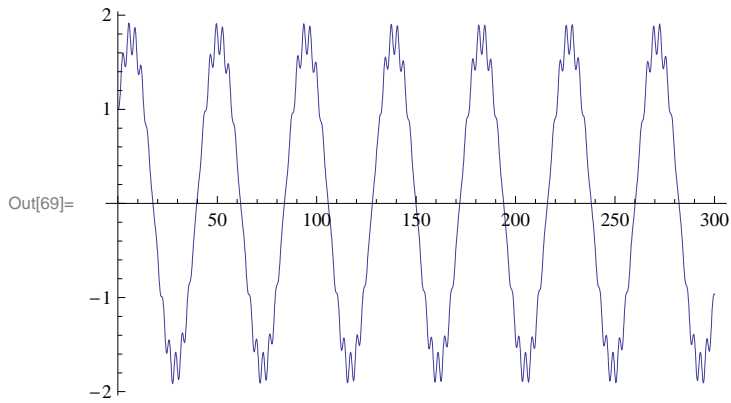


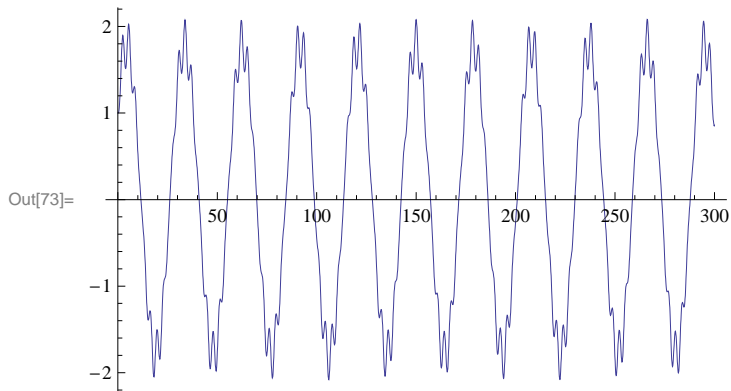
```
In[70]:= s = NDSolve[{y''[x] - 0.1 Sin[2 x] 2 y[x] == 0, y[0] == 1, y'[0] == 0}, y, {x, 0, 300}];  
Plot[Evaluate[y[x] /. s], {x, 0, 300}, PlotRange -> All]
```



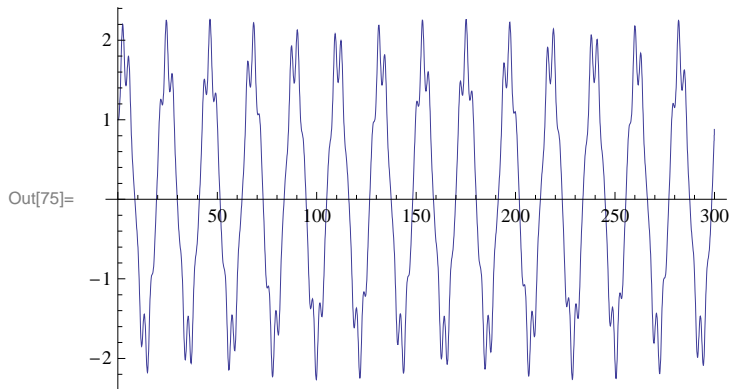
```
In[68]:= s = NDSolve[{y''[x] - 0.2 Sin[2 x] 2 y[x] == 0, y[0] == 1, y'[0] == 0}, y, {x, 0, 300}];  
Plot[Evaluate[y[x] /. s], {x, 0, 300}, PlotRange -> All]
```



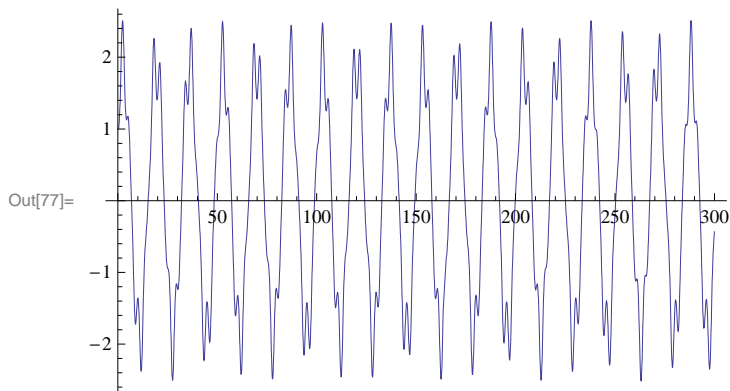
```
In[72]:= s = NDSolve[{y''[x] - 0.3 Sin[2 x] 2 y[x] == 0, y[0] == 1, y'[0] == 0}, y, {x, 0, 300}];  
Plot[Evaluate[y[x] /. s], {x, 0, 300}, PlotRange -> All]
```



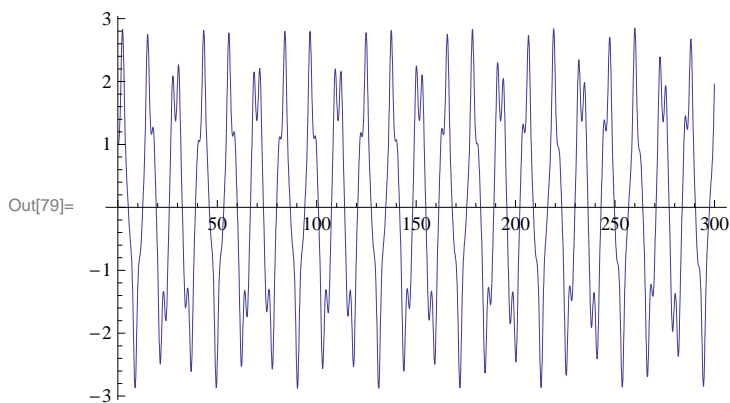
```
In[74]:= s = NDSolve[{y''[x] - 0.4 Sin[2 x] 2 y[x] == 0, y[0] == 1, y'[0] == 0}, y, {x, 0, 300}];  
Plot[Evaluate[y[x] /. s], {x, 0, 300}, PlotRange -> All]
```



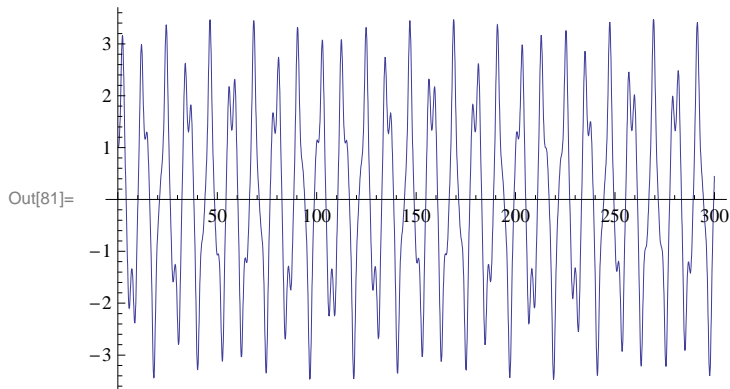
```
In[76]:= s = NDSolve[{y''[x] - 0.5 Sin[2 x] 2 y[x] == 0, y[0] == 1, y'[0] == 0}, y, {x, 0, 300}];  
Plot[Evaluate[y[x] /. s], {x, 0, 300}, PlotRange -> All]
```



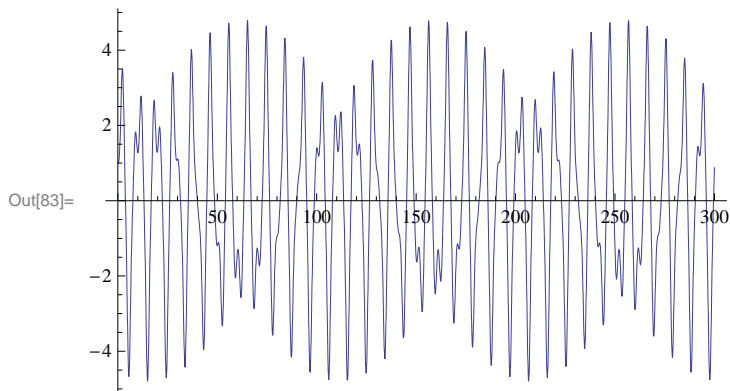
```
In[78]:= s = NDSolve[{y''[x] - 0.6 Sin[2 x] 2 y[x] == 0, y[0] == 1, y'[0] == 0}, y, {x, 0, 300}];  
Plot[Evaluate[y[x] /. s], {x, 0, 300}, PlotRange -> All]
```



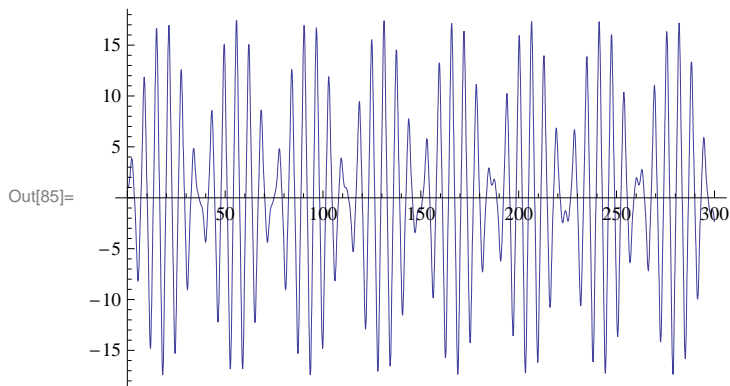
```
In[80]:= s = NDSolve[{y''[x] - 0.7 Sin[2 x] 2 y[x] == 0, y[0] == 1, y'[0] == 0}, y, {x, 0, 300}];
Plot[Evaluate[y[x] /. s], {x, 0, 300}, PlotRange -> All]
```



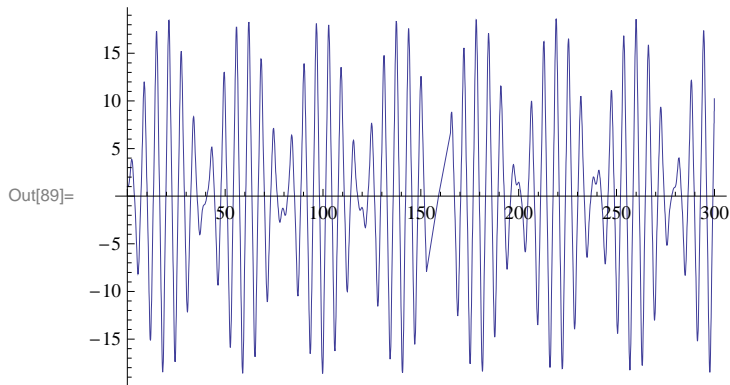
```
In[82]:= s = NDSolve[{y''[x] - 0.8 Sin[2 x] 2 y[x] == 0, y[0] == 1, y'[0] == 0}, y, {x, 0, 300}];
Plot[Evaluate[y[x] /. s], {x, 0, 300}, PlotRange -> All]
```



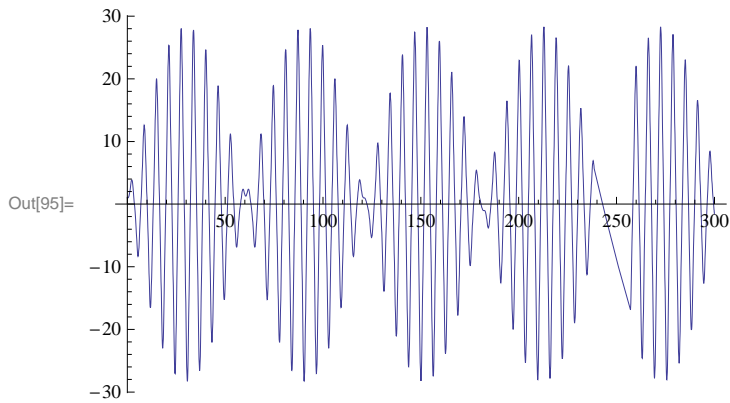
```
In[84]:= s = NDSolve[{y''[x] - 0.9 Sin[2 x] 2 y[x] == 0, y[0] == 1, y'[0] == 0}, y, {x, 0, 300}];
Plot[Evaluate[y[x] /. s], {x, 0, 300}, PlotRange -> All]
```



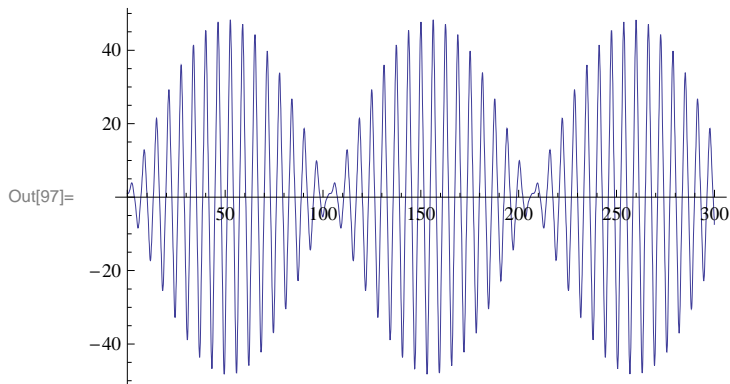
```
In[88]:= s = NDSolve[{y''[x] - 0.901 Sin[2 x] 2 y[x] == 0, y[0] == 1, y'[0] == 0}, y, {x, 0, 300}];
Plot[Evaluate[y[x] /. s], {x, 0, 300}, PlotRange -> All]
```



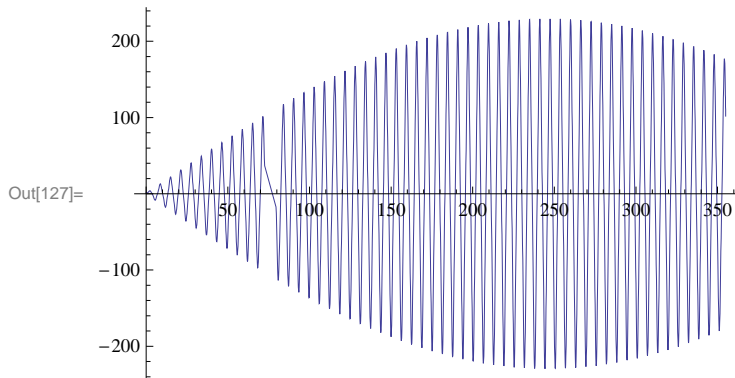
```
In[94]:= s = NDSolve[{y''[x] - 0.905 Sin[2 x] 2 y[x] == 0, y[0] == 1, y'[0] == 0}, y, {x, 0, 300}];
Plot[Evaluate[y[x] /. s], {x, 0, 300}, PlotRange -> All]
```



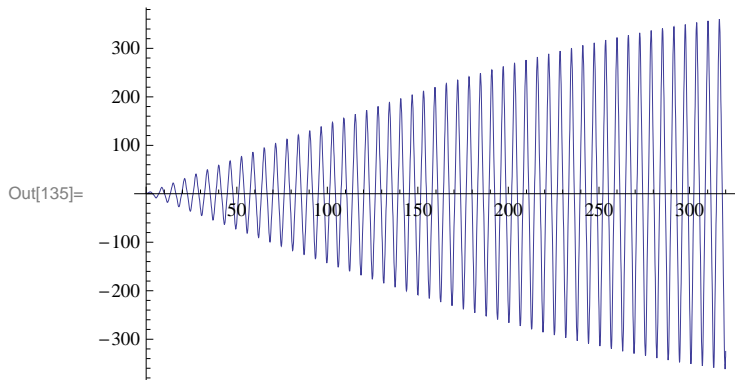
```
In[96]:= s = NDSolve[{y''[x] - 0.907 Sin[2 x] 2 y[x] == 0, y[0] == 1, y'[0] == 0}, y, {x, 0, 300}];
Plot[Evaluate[y[x] /. s], {x, 0, 300}, PlotRange -> All]
```



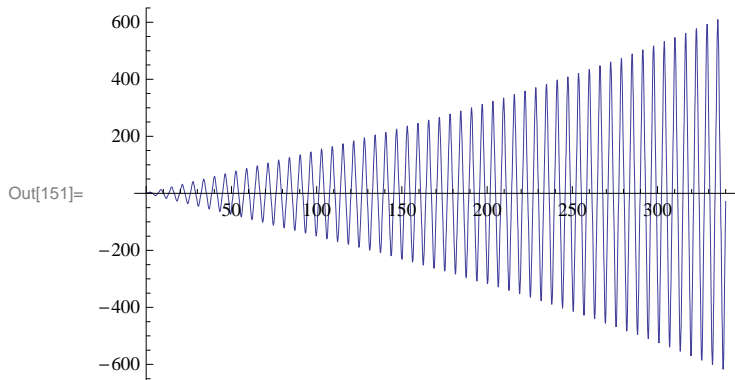
```
In[126]:= s = NDSolve[{y''[x] - 0.9080 Sin[2 x] 2 y[x] == 0, y[0] == 1, y'[0] == 0}, y, {x, 0, 355}];
Plot[Evaluate[y[x] /. s], {x, 0, 355}, PlotRange -> All]
```



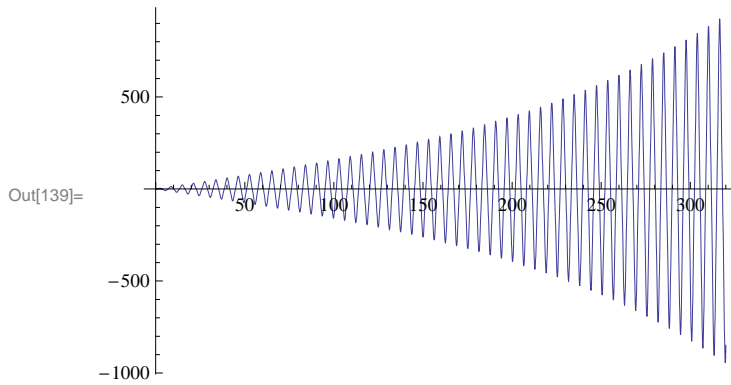
```
In[134]:= s = NDSolve[{y''[x] - 0.90803 Sin[2 x] 2 y[x] == 0, y[0] == 1, y'[0] == 0}, y, {x, 0, 320}];
Plot[Evaluate[y[x] /. s], {x, 0, 320}, PlotRange -> All]
```



```
In[150]:= s = NDSolve[{y''[x] - 0.90806 Sin[2 x] 2 y[x] == 0, y[0] == 1, y'[0] == 0}, y, {x, 0, 340}];
Plot[Evaluate[y[x] /. s], {x, 0, 340}, PlotRange -> All]
```



```
In[138]:= s = NDSolve[{y''[x] - 0.9081 Sin[2 x] 2 y[x] == 0, y[0] == 1, y'[0] == 0}, y, {x, 0, 320}];  
Plot[Evaluate[y[x] /. s], {x, 0, 320}, PlotRange -> All]
```



```
In[144]:= s = NDSolve[{y''[x] - 0.909 Sin[2 x] 2 y[x] == 0, y[0] == 1, y'[0] == 0}, y, {x, 0, 350}];  
Plot[Evaluate[y[x] /. s], {x, 0, 350}, PlotRange -> All]
```

